

INSTRUCTIONS FOR AFFIDAVIT IN SUPPORT FOR APPLICATION FOR TITLE FOR WATERCRAFT/OUTBOARD MOTOR



1. Complete Affidavit in Support For Application For Title For Watercraft/Outboard Motor Form. DNR
2. Write a **DETAILED STATEMENT** stating the circumstances of how the watercraft/outboard motor was obtained.
 - A. The **DETAILED STATEMENT** should include the following:
 - 1) **NAMES** of everyone who is involved in the acquisition of said watercraft and/or outboard motor, (IF AVAILABLE)
 - 2) **ADDRESSES** of the people that are involved, (IF AVAILABLE)
 - 3) **PHONE NUMBERS**, (IF AVAILABLE)
 - 4) **DATE OBTAINED**
 - 5) **PURCHASE PRICE OR STATEMENT OF HOW OBTAINED**
3. Location of where watercraft/outboard motor can be inspected.

Check if you want to be present when watercraft/outboard motor is inspected.

4. If you have **ANY** of the following paperwork that was included with the acquisition of said watercraft and/or outboard motor, please send in copies. **DO NOT SEND ORIGINAL PAPERWORK.**

CHECK BELOW IF COPIES INCLUDED:

- B. Titles
- Registration Card
- Bill of Sale(s)
- Any other paperwork:

C. Need pictures of Watercraft. See diagrams on reverse side.

- Bow – Port (Left)
- Bow – Starboard (Right)
- Transom of Watercraft
- Whole Boat
- Hull Identification number on Transom, if not legible we need a pencil tracing, if traceable.

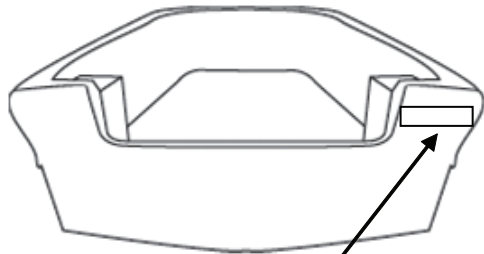
D. Need pictures of Outboard Motor. See diagram on reverse side.

- Transom Bracket
- Cover of Motor
- Serial number/model number on the Transom Bracket, if serial number is removed, tampered with, illegible or faded or not legible we need a pencil tracing, if traceable.
- Power Head Serial Number/model number, if transom bracket serial number is removed, tampered with, illegible or faded.

5. PLEASE DO NOT SEND IN ANY FEES AT THIS TIME.

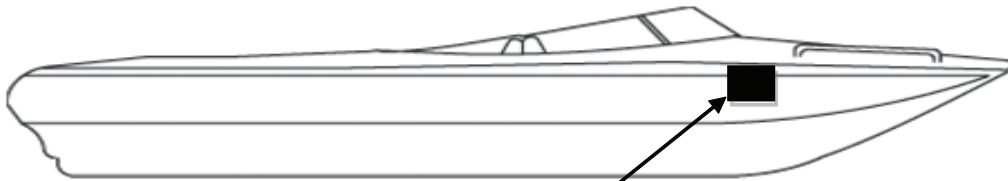
SEE REVERSE SIDE

Use diagrams to help in locating where identification numbers on your watercraft and/ or outboard motor should be.



TRANSOM

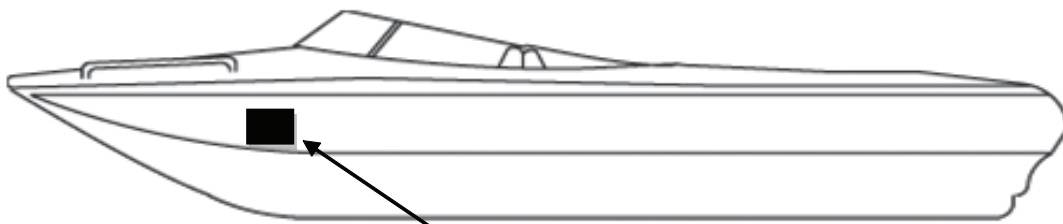
PLEASE WRITE IN SPACES PROVIDED.
HULL IDENTIFICATION NUMBER:



STARBOARD
(Right side)

REGISTRATION NUMBER:

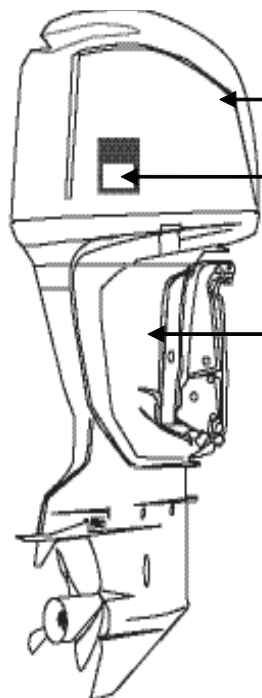
EXPIRATION DECAL:



PORT
(Left side)

REGISTRATION NUMBER:

EXPIRATION DECAL:



STARBOARD SIDE
(Right Side)

COVER OF MOTOR

DNR DECAL

TRANSOM BRACKET

COVER OF MOTOR:

HORSEPOWER _____

MAKE _____

SC DNR DECAL:

SERIAL NUMBER

TITLE NUMBER

TRANSOM BRACKET:

SERIAL NUMBER

MODEL NUMBER

Affidavit In Support For Application For Title For Watercraft/Outboard Motor

Complete Below:

DATE RECEIVED:

Check One: Applicant's Legal Name Business Name

Name: _____ DOB: _____
Last First Middle M D Y

Business Name: _____

Address: _____

City: _____ State: _____ Zip Code: _____ County: _____

Phone No. - H: (____) _____ - _____ W: (____) _____ - _____

C: (____) _____ - _____

Watercraft Description

Reg. Number: _____ Expiration Date on Decal: _____
Title Number: _____ Length: _____ Year: _____
Make: _____ Construction: _____
Hull ID Number: _____ Model: _____
Please check if these apply to the Hull Identification Number:
 None Removed Tampered With Illegible Faded

Outboard Motor Description

Title Number: _____ Make: _____ HP: _____
Year: _____ Model Number: _____ Serial Number: _____
Serial Number Tag: Metal Adhesive
Please check if these apply to the Serial Number Tag:
 None Removed Tampered With Illegible Faded
Power Head Serial Number/Model Number needed if checked above: _____

I consent to have an examination of the above watercraft/
outboard motor by the S.C. Department of Natural Resources

**FALSE INFORMATION SUBMITTED IN THIS AFFIDAVIT IS PUNISHABLE
PURSUANT TO SECTION 50-23-270 WITH PENALTIES UP TO \$470.00 OR 30
DAYS IN JAIL**

(APPLICANT'S SIGNATURE)

(DATE)

(DRIVER'S LICENSE NUMBER)

(STATE OF ISSUANCE)

(SEE REVERSE SIDE)

12/11/2008

