






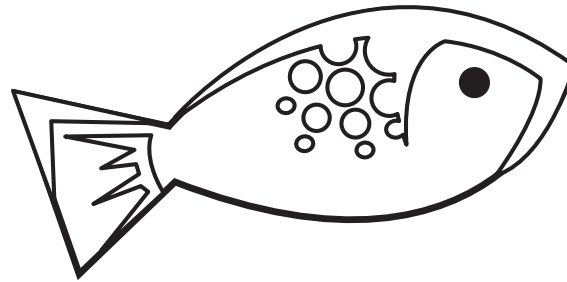


Things To Remember:

-  Make sure to have plenty of trashcans and recycling containers. Encourage participants to leave the area cleaner than they found it. This will promote stewardship and conservation.
-  Family members make great volunteers. Know which volunteers are certified in First Aid. Make sure you have a first aid kit at the event.
-  Boy Scout and Girl Scout Troops may volunteer to clean up after the event to help them earn certain merit badges.
-  Make sure participants know if the event is catch and release or if they can keep their fish.
-  You will be surprised at who might be willing to volunteer their time or money, so don't hesitate to ask.
-  Helium tanks and Port-A-Johns may be rented or donated by companies in your area.
-  Anyone interested in sponsoring a fishing activity, but needing more information should write to:

HOFNOD
PO Box 167
Columbia, SC 29202



HOOKED ON FISHING, NOT ON DRUGS

PO Box 167
1000 ASSEMBLY STREET
COLUMBIA, SC

The South Carolina Department of Natural Resources prohibits discrimination on the basis of race, color, national origin, disability, age, gender, or religion. Direct all inquiries to the Office of Human Resources, P.O. Box 167, Columbia, SC 29202.

Printed on Recycled paper



DNR




01FF3235


How to *you can* Organize a Fishing Event





DNR
*Where learning
comes naturally*


Tips for Partnership:


 Arrange to have co-sponsors such as merchants (bait and tackle stores, sporting goods stores), media (television, radio or newspapers), or civic groups (Sertoma, Jaycees, etc.).


 Contact various vendors such as bait and tackle stores, discount stores, and other businesses and individuals for prize donations for the children. Check with bait and tackle companies or local stores in your area about donating cane poles, hooks, line, and bait. Or make arrangements with SCDNR to use Fishing Tackle Loaner Program equipment in your area.


 Get local police agencies involved, such as drug enforcement personnel.

 Contact the local fire department about participating in the event. The fire department or volunteers from other organizations in your area may wish to donate their time to take fish off hooks or cook hot dogs.

 Use flyers and speeches by organizers to publicize the event in schools. Arrange advertising donations from television, radio, newspapers, or billboard companies. Use community calendars in newspapers and on the television stations.


 Try to make sure that your event site is well stocked with fish.

 Contact grocery stores and soft drink companies about donating refreshments for the children. Hot dogs, buns, condiments, chili, drinks, ice, cups, plates, napkins, and cookies can be donated through grocery stores, fast food restaurants, and distributing houses. If that fails, items can be purchased with cash donations.


 You may want to include a "Fishing 101" station. This could be a place to make sure the participants can tie their hook on, bait it, and cast successfully. It is also a good place to introduce personal flotation devices (PFD's) and other safety factors!


 Contact local fishermen/fishing clubs about participating in the event.


 Contact local funeral homes or National Guard units about the use of tents for the event.


 Banners to go across roads may be donated by larger organizations, such as soft drink companies.



 Make accommodations for handicapped children. You may want to rope off a specific area that has the best access to the water for them.

 Brochures to be given out or placed in packets may be obtained through several organizations such as the South Carolina Department of Natural Resources, the American Lung Association, Just Say No Program, Drug Rehabilitation Centers, and others.

 It is a good idea to have a public address system set up so all the children can hear as events and information are announced during the day. Depending on the size of the area, a bullhorn may work just as well. If you plan to register the children when they arrive, you need to set up tables in the area where they will be entering. Some organizations use registration to count how many children participated in the event and to ensure each child is registered for door prizes. Door prizes work well for youth instead of focusing on size or number of the catch.

 If you make up packets of information and smaller gifts for each child, you might want to distribute them as they are *leaving* the event, possibly at the registration table. This will lessen the likelihood for lost packages and reduce the amount of litter left behind.

