





# SeaTrout Fishing

**1. Have you fished in South Carolina saltwaters since 1 February 2010?**

	Response Percent	Response Count
Yes 	93.3%	140
No 	6.7%	10
<i>answered question</i>		<b>150</b>
<i>skipped question</i>		<b>0</b>

**2. Have your SC saltwater fishing trips since 1 February 2010 been ones in which you would typically expect to catch spotted seatrout 2010?**

	Response Percent	Response Count
Yes 	86.2%	119
No 	13.8%	19
<i>answered question</i>		<b>138</b>
<i>skipped question</i>		<b>12</b>

**3. During how many of your saltwater fishing trips since 1 February 2010 did you actually catch spotted seatrout?**

	Response Average	Response Total	Response Count
<b># of trips</b>	3.92	404	103
<i>answered question</i>			<b>103</b>
<i>skipped question</i>			<b>47</b>






4. In which SC counties did you fish for or catch spotted seatrout since 1 February 2010? Mark all that apply.

	Response Percent	Response Count
Horry <input type="checkbox"/>	6.4%	7
Georgetown <input type="checkbox"/>	20.9%	23
<b>Charleston <input checked="" type="checkbox"/></b>	<b>66.4%</b>	<b>73</b>
Berkley <input type="checkbox"/>	6.4%	7
Dorchester <input type="checkbox"/>	0.9%	1
Colleton <input type="checkbox"/>	7.3%	8
Beaufort <input type="checkbox"/>	20.0%	22
Jasper <input type="checkbox"/>	0.0%	0
<i>answered question</i>		<b>110</b>
<i>skipped question</i>		<b>40</b>




5. During how many SC saltwater fishing trips do you typically catch spotted seatrout by this time each year? (check one)

	Response Percent	Response Count
zero <input type="checkbox"/>	1.8%	2
<b>1 to 5 <input checked="" type="checkbox"/></b>	<b>43.2%</b>	<b>48</b>
6 to 10 <input type="checkbox"/>	23.4%	26
more than 10 <input type="checkbox"/>	31.5%	35
<i>answered question</i>		<b>111</b>
<i>skipped question</i>		<b>39</b>

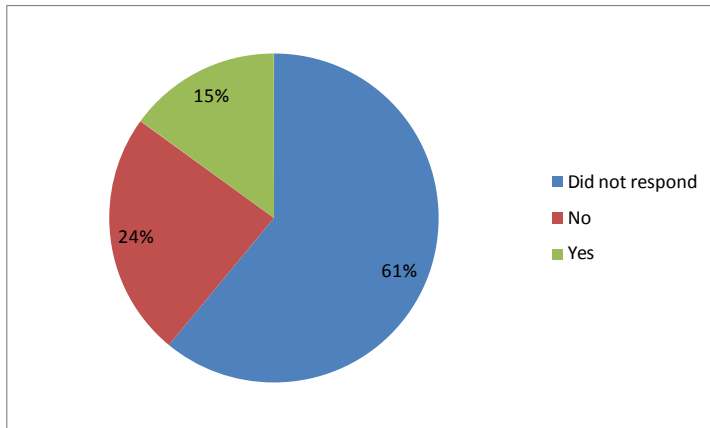
**6. How would you rate your spotted seatrout fishing success in SC since 1 February 2010?**

	Response Percent	Response Count
Well below average 	40.9%	45
Below average 	37.3%	41
Average 	17.3%	19
Above average 	3.6%	4
Well Above average 	0.9%	1
<i>answered question</i>		<b>110</b>
<i>skipped question</i>		<b>40</b>

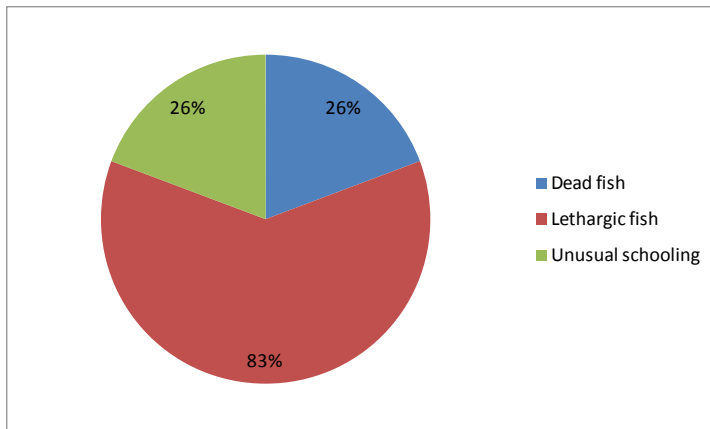
**7. How would you rate the average size of fish caught during your spotted seatrout fishing trips in SC since 1 February 2010?**

	Response Percent	Response Count
Below 14 inches 	50.0%	51
14 to 20 inches 	43.1%	44
Greater than 20 inches 	6.9%	7
<i>answered question</i>		<b>102</b>
<i>skipped question</i>		<b>48</b>

8. During or after the cold weather in January 2010 did you personally observe any spotted seatrout in SC waters that appeared to have been impacted by cold water temperatures? If so, please mark:



For those respondents who indicated they had observed spotted seatrout that appeared to have been impacted by cold water temperatures, what did you observe?



\*Respondents could choose more than one option.