

SOUTH CAROLINA DEPARTMENT OF NATURAL RESOURCES



WILDLIFE & FRESHWATER FISHERIES DIVISION
WILDLIFE SECTION
Alligator Project

Alligator Hunting Season



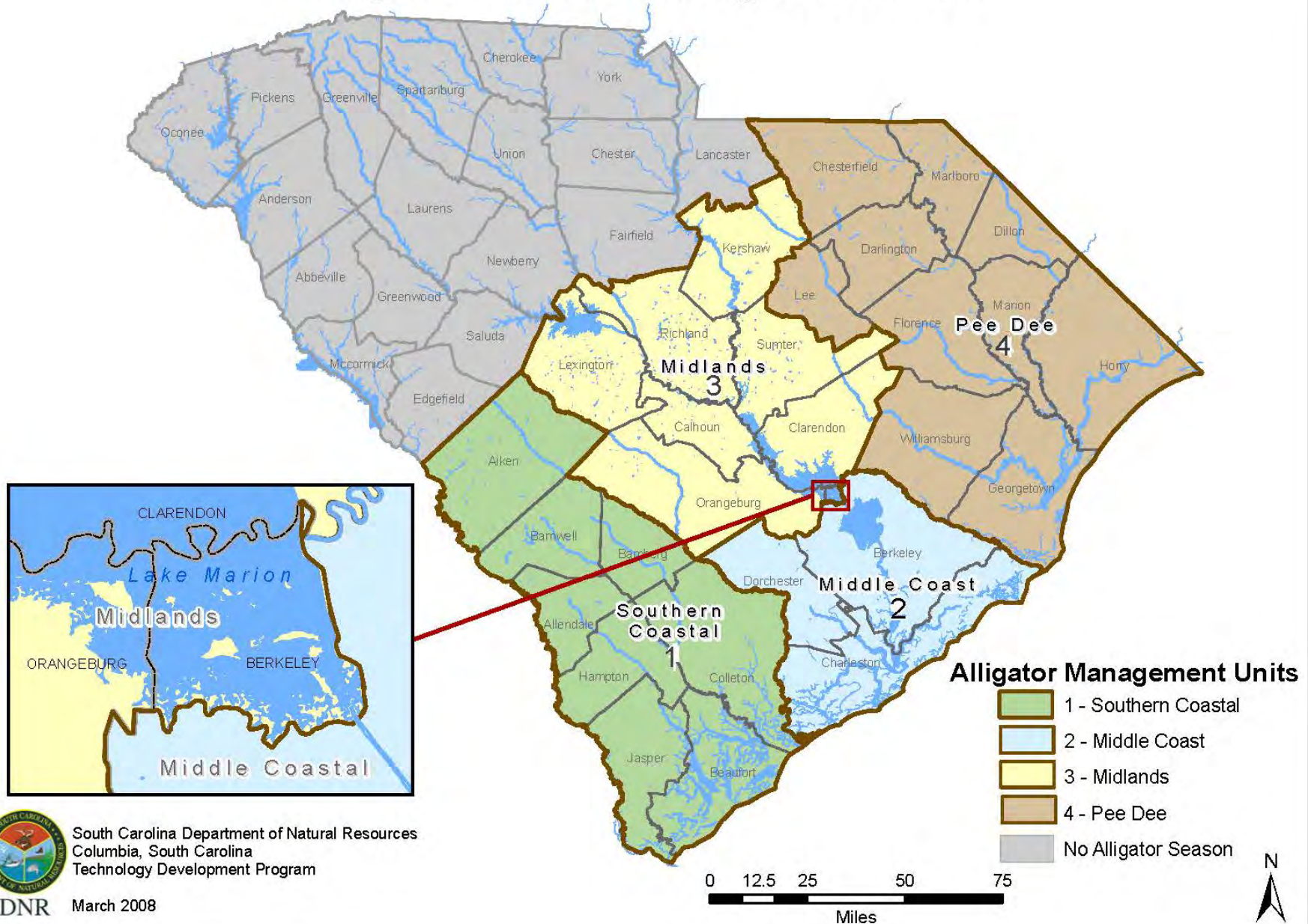
Alligator Hunting Season

- Coastal Plain divided into 4 regions
- Season: 2nd Saturday in Sept. – 2nd Saturday in Oct.
- *Season starts 12 noon and ends at 12 noon.*
- Hunters launching boats need to remain in the vicinity of the landing or launch site until the start of the season if alligator hunting equipment is on board.
- Must be 16 at time of hunt to apply, no age requirement to help or participate with permitted hunter

What about tags that are not purchased?

- There are no second drawings for unclaimed tags.
- The Department simply “overdraws” or selects an additional applicants than expected tag sales.
- This method reduces staff time and extra costs associated with additional drawings.
- Also allows unsuccessful applicants to be drawn sooner as all successful applicants' preference points revert to 0 regardless if the tag is purchased or not.

Alligator Season Management Units



Santee Cooper Lakes

- Lake Marion to Hwy 45 Bridge on Diversion Canal is in *Midlands Unit*
- Below Hwy 45 Bridge on Diversion Canal and Lake Moultrie is in *Middle Coast Unit*

Lake
Marion



Alligator Hunting Season - Licensing

- All permittees (selected hunters) must have SC Hunting License
- A big game permit *is not required* for alligators
- For the most part, if you are in the boat, should should have a SC hunting license.
- You can hunt at any time of the day or night after start of the season (lights can be used)
- The permitted hunter must be present and have *in their possession* an alligator hunting permit and an unused harvest tag issued to him or her.

Alligator Hunting Season – Licensing

All Nonresidents must:

- Meet all normal licensing requirements (SC Hunting Lic.)
- Pay an additional \$200 Nonresident Alligator Hunting Fee before going afield
- This Nonresident Alligator Hunting Fee is payable at any normal licensing vendor, online at:
www.gooutdoorssouthcarolina.com

Alligator Hunting Season - Participants

- Other people can be present with the permitted hunter and can guide, help or otherwise participate, but all must be licensed SC hunters (unless under 16)
- Again, if you are in the boat, should have a SC hunting license (unless under 16)
- All nonresident participants/helpers/assistants, etc. 16 years of age or older, must also pay the \$200 Nonresident Alligator Hunting Fee before going afield

Alligator Hunting Season - Participants

- Companion boats assisting a permitted hunter must meet all licensing requirement (nonresidents included) and maintain *sight and voice contact* with the primary boat. In other words, the other boat must remain in proximity of the tag holder's vessel.
- No alligator hunting equipment is allowed on the companion boats (harpoons, alligator bowfishing rigs, etc).

Alligator Hunting Season

- Alligators must be 4' or greater in length
- Cannot shoot unsecured alligators on public or private land
- A line or snare must first be attached, and animal brought to shore or alongside of boat and *then a hand-held snare or rope must be attached* before the alligator is dispatched.

Alligator Hunting Season

No bait or set hooks are allowed!



Permits

- *At all times* while afield, a permit must be in possession, and the alligator(s) tagged with the appropriate tag provided from the Department.
- You must follow the conditions of the permit (see back of permit for conditions)

Alligator Hunting Season

- No shotguns or rifles in possession while hunting
- Requires immediate tagging.
- Report must be submitted within 5 days (must complete report form within 24 hrs). Can report online to comply.
- Can hunt on public waters & private lands (no WMAs or refuges, parks, etc.) On public waters: “if the general public can duck hunt there any day of the week, you can alligator hunt”
- Contact DNR Law Enforcement for inquiries about specific areas.

Alligator Hunting Season

- Be careful hunting in WMAs or Wildlife Refuge areas that extend into the water such as Hatchery WMA (Lake Moultrie) or Santee National Wildlife Refuge. (Lake Marion)



Alligator Hunting Season

Areas that are not open to alligator hunting:

- Hatchery WMA within Lake Moultrie.
- Potato Creek Hatchery Waterfowl Area adjacent to Lake Marion.
- Stony Bay in Sandy Beach Waterfowl Area.
- Any North Dike WMA Borrow Pits accessed by canal or ditch via Lake Moultrie.
- Any portion of Yawkey Wildlife Center accessible from a waterway, ditch, or canal. This includes Mosquito, Beach, and Bird Bank Creeks.
- National Wildlife Refuges, many of which that have navigable waters within their boundaries.
- Goose Creek Reservoir is owned by the city of Hanahan and is closed to public alligator hunting.

Alligator Hunting Season

Use caution, stay in the main part of the river:

Great Pee Dee River next to Woodbury WMA .

Adjacent to Yawkey Wildlife Center - stay in the main river (North Santee Bay) and the Intracoastal Waterway. Any creeks, canals or ditches entering the Yawkey Wildlife Center (Cat Island, South Island, and portions of North Island) are closed to hunting.

Alligator Hunting Season

Areas that are open to alligator hunting

Borrow pit area adjacent to Santee Dam WMA.

Lake areas outside of the signs and markers surrounding Santee Cooper WMA.

Lake areas surrounding Hickory Top WMA.

Lake areas surrounding Moultrie Hunt Unit WMA .

Portions of the Rediversion Canal legally accessible by boat through Canal WMA. Portions of this waterway are blocked for security reasons. Under no circumstances should you enter any prohibited areas.



Alligator Hunting Season

- Where a river separates two alligator hunting units, you can hunt in the main channel, but cannot go onto the other side's tributaries, feeder creeks, etc. You should “stay on your side”.
- Alligators cannot be transported alive

Airboats

- It is unlawful to operate an airboat from the freshwater/saltwater dividing line seaward. This line's location varies along the coast (see §50-5-80).
- It is also unlawful to operate an airboat on the waters of:
 - The Waccamaw, Great Pee Dee, Little Pee Dee, Black, and Sampit Rivers in Georgetown and Horry Counties from one hour before legal sunset to one hour after legal sunrise *and anytime* during the season for hunting waterfowl*.
 - The portion of Lake Marion and Santee Swamp west of the I-95 bridge upstream to the confluence of the Congaree and Wateree Rivers during the season for hunting waterfowl*.

* Please check early season waterfowl dates (early teal and Canada goose seasons) as they traditionally occur in the month of September.

Alligator Hunting Season

Capture techniques include:

- Harpoons
- Jab sticks (long harpoons not thrown)
- Archery equipment (including crossbows)
- Snatch hooks (weighted treble hooks)
- Gigs

No matter the device, a line must be attached to the head of the device and affixed to a floating or stationary object.



Capture Devices




Harpoons



Range ~25-30' (with practice)


Can “run and gun” easier with smaller harpoons, longer ones
can be jab poles

Harpoon points separate from driver head after penetrating the hide.



Do not attempt to harpoon an alligator in the head.

Harpoon points penetrate and rotate under hide to hold restraining line & float



Jeff Leserra Enterprises

Bows or crossbows rigged with separating heads



Arrows and bolts are heavier than traditional hunting equipment = less effective range (~15-20 yds) than you may be used to.



Capture Devices - Attachment

Any capture device must either be attached to a fixed object or have a float attached to maintain the line above the water to allow retrieval of the alligator.



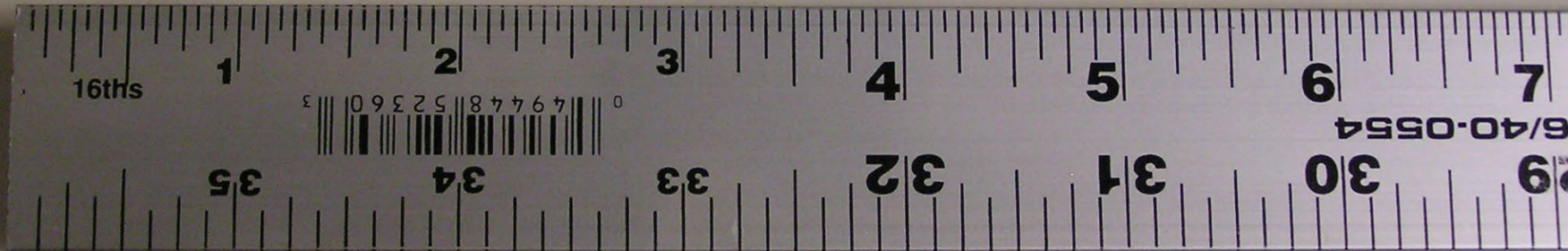
“Follow the float”

Commercially available crab pot floats and line buoys are suitable for this purpose and commonly used.

Fishing rods with snatch hooks (braided lines recommended)



10/0



2 ounce



5/0

Fishing Rods with Snatch Hooks

- A casting rod generally has the most range
- Cast over top and reel in until you feel the hook at the alligator. Don't worry about setting the hook under the hide, chances are you won't, just a quick sharp jerk
- Keep tension on the line
- Ideally get a harpoon or other line attached when possible.




Fishing Rods with Snatch Hooks

Know the body positioning of the alligator before casting




Alligators can be horizontal....or angled sharply downward

Snare and Snare Poles



tape designed to break away

Snare / Noose



Can be used as a capture technique
OR
as the boatside restraining line.

A person wearing a camouflage shirt and dark pants is standing on a small boat, using a long, flexible pole to reach into a pond. The pole has a net or trap at the end, which is currently submerged in the water. The pond is surrounded by dense green trees and foliage. The water is calm, reflecting the surrounding greenery. The person is looking down at the pole, focused on the task. Another person's arm is visible on the left side of the frame, also looking towards the pond.

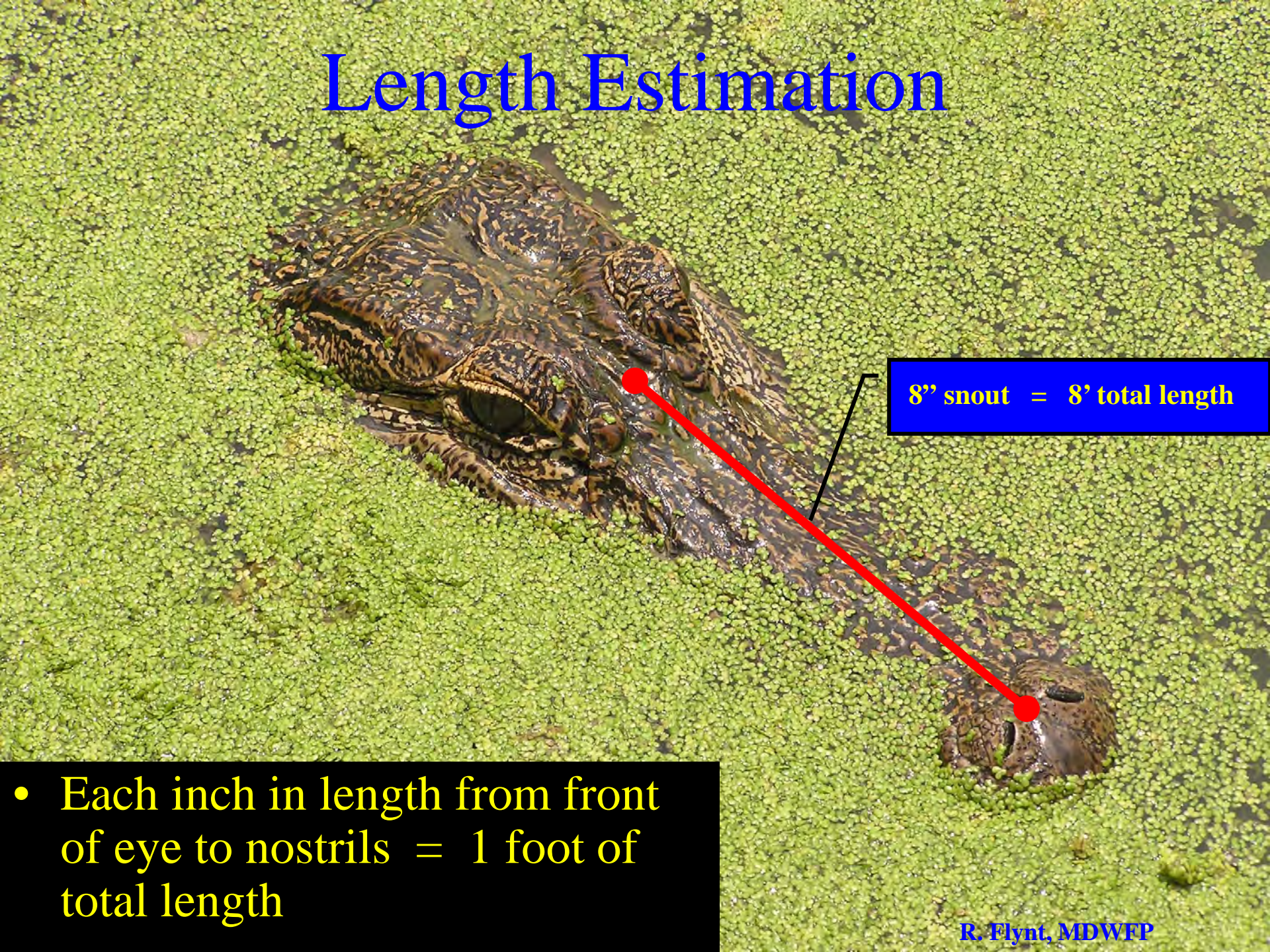
**Do not depend on only
one method of capture**

**Be flexible.....the situation may
dictate your capture device
(i.e. no snatch hooks in
weedy/woody areas). Equipment
failure could also ruin the hunt.**

Decisions... Decisions... Decisions...

- Already know what your goal is before you “pull the trigger”
- Be ready
- Be quiet
- Keep lights between the gator and boat (don't shine the inside of the boat, you'll lose your night vision)
- Never harpoon or arrow a gator unless you are sure it is a size that meets your goal.

Length Estimation



8" snout = 8' total length

- Each inch in length from front of eye to nostrils = 1 foot of total length

Alligator Hunting Season

- Know how your equipment works before going afield.
- Practice with your chosen equipment at the appropriate elevation (est. boat height off water's surface).
- Every member of the crew should have an assigned task.
 - Boat driver
 - primary capture device
 - secondary device
 - spotlihter
 - boatside snare/rope
 - dispatch, etc.

Alligator Hunting Season

- Everyone should have a roll of electrical tape on hand to secure the alligator's mouth. Duct tape may not grip well when wet.
- Brightly colored electrical tape is easily seen and a good reminder that animal's mouth is taped (or still taped).
- Carry hand sanitizer and/or bleach & water solution. Disinfect any cut or scrape immediately after contact

Alligator Hunting Season

- Make sure you have *at least one* back up capture device and extra capture supplies (additional points, hooks, arrows, rod, etc.) in case of breakage, loss overboard, etc.
- At a minimum you should have a rod and snatch hook for backup in addition to the primary capture device.



Alligator Hunting Season

Minimum Equipment Needs

- Lifejacket for everyone on board
- Primary capture device
- Rod and reel with extra snatch hooks
- Spotlights and backup spotlight (headlights beneficial)
- Rope and/or snare to attach boat side
- Bang stick or handgun
- Knife (to sever spine, cut rope, etc.)
- Electrical tape for everyone on board
- Hunting licenses (and nonresident hunting fee as needed)
- At least one permit and unused harvest tag
- Float plan

Alligator Hunting Season

Float plan – *Let someone know your plans!*

- Where you are going specifically
- When you plan to return
- Who is with you
- Make & model of vehicle and watercraft and where launching boat (boat ramp name/location)
- DNR officers cannot reasonably hope to look for someone without knowing where to start!
- See floatplancentral.org for more information.

www.floatplancentral.org/download/USCGFloatPlan.pdf

Alligator Hunting Season -Safety

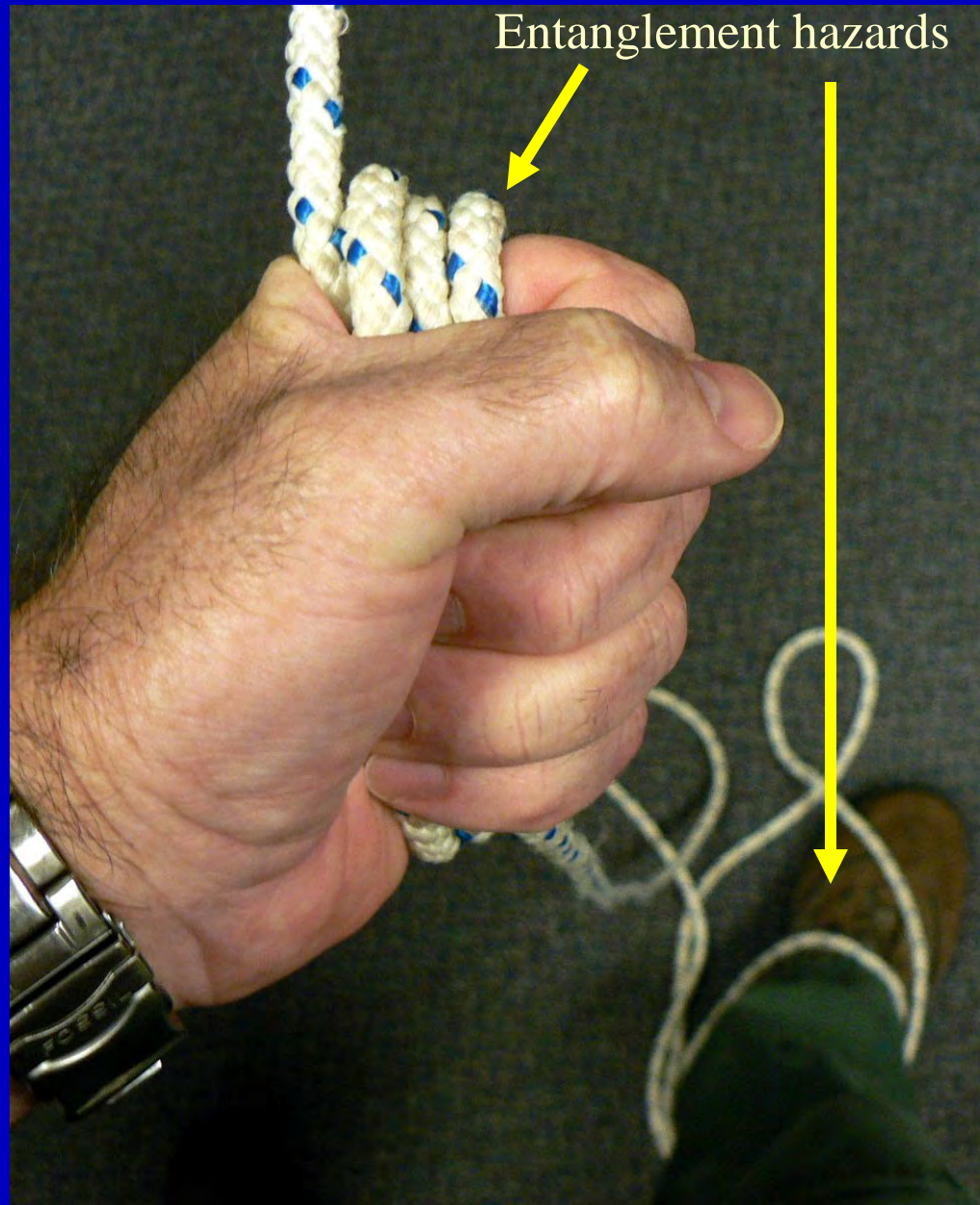
Insist that everyone on board wear a life jacket at all times!

- Attention & commotion will be focused at one end/side of the boat = chaos
- Likely to be boating night (additional unseen hazards)
- Boat could get swamped by improper loading or handling of a large alligator.
- Watch alcohol consumption – which can lead unsafe actions



Safety

- Watch for lines at your feet. You don't want to get tangled in the lines attached to the alligator
- Be careful about wrapping hands with lines. Pull up excess line hand over hand and allow line to pile up in the water, a bucket, or toss well to your side and not at your feet.



Note: Most people prefer to stay in the boat when hunting alligators

Safety

- Do not try to rush an alligator, wear it down!
- When the alligator rolls near the boat allow any lines or ropes to go with it. If you hold a rope too tight, an alligator can potentially roll up the rope and into the boat.



Note: Most people prefer to have to live alligators stay out of their boat

Dispatching Techniques

- Bangsticks
- Handguns
- Cervical dislocation (sharp knife, hatchet, or other sharp device to sever the spine).


Bangsticks



Bangsticks


Do not load the bangstick until ready to use and keep safety pin in place until you are *in position* to dispatch the alligator.

Slips or falls could injure or kill someone, or shoot a hole in a boat





Look for the bony ridge where the skull ends and the neck begins. Aim just behind the bony ridge.



Proper shot location is critical !

Discharge the bangstick *under the water's surface*
Same location for handgun – Do NOT shoot between
the eyes or top of the skull !

Bangsticks

- Discharge the bangstick under the water's surface to prevent flying debris and reduce noise
(10-15'' underwater)



Securing the mouth

A gaff or rope can be used to get the eyes to the side of the boat making it easier to tape the mouth





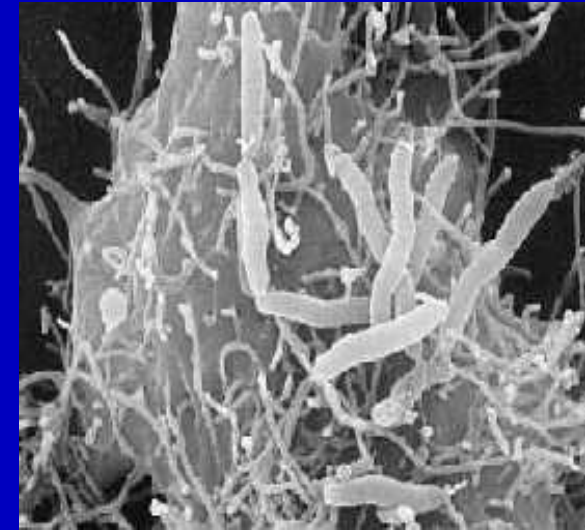
Always secure mouth:
Never assume the
alligator is dead!

Aeromonas hydrophila

- Most common of a few very dangerous organisms* associated with alligators, especially in and around the animal's mouth.

If injured by contact with an alligator:

- Apply disinfectant immediately
- If injury is from a bite, or otherwise associated with the alligator's mouth, seek medical attention.
- Advise physician of alligator-related injury
- Mention *Aeromonas hydrophila* to your doctor.



Northwest Fisheries Science Center, NOAA



*Others include *Enterobacter agglomerans*, *Citrobacter diversus*, *Proteus* spp., *Pseudomonas* spp., *Serratia* spp., and *Clostridium* spp

Securing Legs

A presumably “dead” alligator may magically climb out of the boat or get enough leverage to whip its tail around!

You or someone else could go overboard.





Notice bottom seam line running
Along the bottom side of the tail

Attaching the Tag: must be attached
within 6" of the tip of the tail

Tagging

Alligators tags are numbered and color-coded. Each successful applicant is assigned a specific tag number. *Do not allow children - or overly curious adults - to play with the tag!* Invariably they will lock it together rendering it useless. We do not have “extra” tags to replace lost or misused tags.

- Alligator Hunting – “SC Alligator 2023”
- CITES – “SC MIS”



Transportation

Smaller alligator usually don't pose too many transportation issues.....

However, very large alligators can weigh well over 700 lbs and will require heavy equipment, sufficient manpower, ramps, or backing a trailer or pickup into water....

Plan ahead!



Make arrangements to cool the carcass within 4 hours of harvest and even sooner in hotter temperatures

Cool the carcass

2007 8 5

R. Flynt, MDWEP

Processing

- Processing an alligator is significantly more involved than you may be used to with deer.
- Allocate several hours for processing or take animal to one of the several alligator processors in the state.
- Cool/ice the meat as you remove it. All meat is edible.
- Do not “field dress” or gut an alligator.



Processing

- Skins must be thoroughly fleshed & salted if to be kept
- Alligator hides can be made into a variety of leather products



Harvest Reports


- A harvest report must be completed within 24 hours of harvesting an alligator & submitted within 5 days.
- ALL* permitted alligator hunters must file a harvest report by November 1 in order to be eligible for the next year's hunt.

*Includes those that did not kill an alligator and those that did not hunt

South Carolina Public Alligator Harvest Report

Report Deadline is November 1st. All Public Alligator Hunting Participants must complete and submit this form regardless of whether or not an alligator was taken. All applications must be postmarked by November 1st. Failure to submit report will make the hunter ineligible to apply for or participate in the following season's hunt.

NOTE: This form must be completed within 24 hours of harvesting an alligator and submitted to the address at the bottom of this form within 5 days. This form may be faxed to 803-734-3691


South Carolina Department of Natural Resources
PO Box 167
Columbia, SC 29202
 Phone: 803-734-3609
 Fax: 803-734-3691
www.dnr.sc.gov
 Click to print this form
 Submit data via email

Permitted Hunter's Information:
 First Name _____ Last Name _____
 Address _____
 City _____ State _____ Zip _____
 Phone _____ Email _____
 Harvest Tag #: **You MUST Provide Tag number whether or not an alligator was taken or whether or not you hunted.**

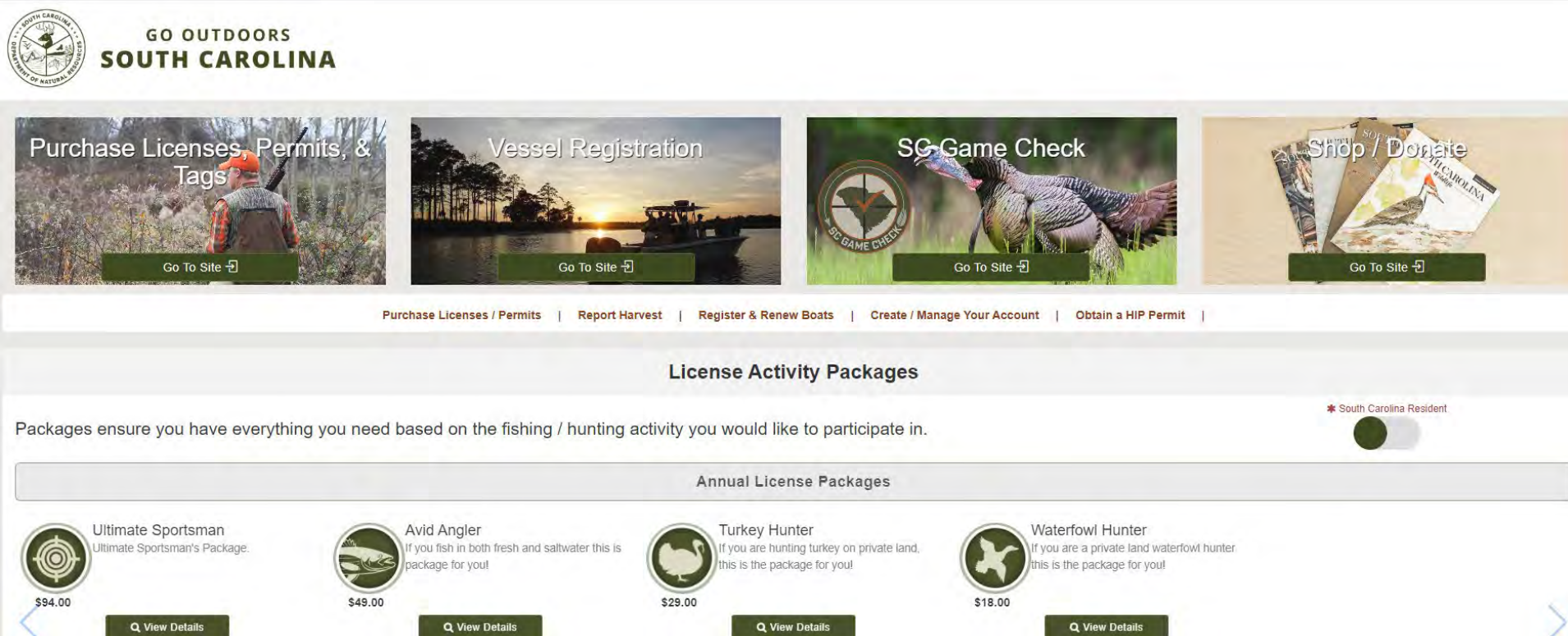
Harvest Information: ☐ Did Not Hunt (If checked, sign and return form) ☐ Hunted, Did Not Harvest an Alligator (Do not check if you did not hunt)
 Date of Harvest: _____ Time: _____ ☐ AM ☐ PM County of Harvest: _____
 Exact Location of Harvest: (Be as specific as possible. List location name, body of water, boat landing name, & GPS coordinates if available). _____
 Carcass Length (in Feet & Inches): _____ Feet and _____ Inches Weight (if Measured): _____ Pounds
 Sex (Check one): ☐ Male ☐ Female ☐ Unknown (Do not list an estimated weight, only weights measured on scales. Do not guess the sex of the animal. If unknown, check the unknown box. The sex of an alligator is determined by probing the vent with a finger for the presence or absence of a male sex organ.)
 Total Meat Yield: _____ Pounds ☐ Hide Sold ☐ Hide Kept ☐ Hide Discarded ☐ Hide Given Away
Method of Take: (If more than one device is used, list the device used to attach first line)
☐ Hook & Line ☐ Bow ☐ Crossbow ☐ Snare ☐ Harpoon ☐ Gig
☐ Other (describe): _____
 # of Hunting Trips: _____ Count any part of a day hunted as a trip Did you hire a guide ☐ Hired a guide on any of your trips? ☐ Did not hire a guide
 Date: _____
 Permittee's Signature _____
 I certify that the information provided is true and correct.

INSTRUCTIONS: All hunters (whether you hunted or not) are required to complete and submit this form by November 1 to:
SCDNR Alligator Project
PO Box 167
Columbia, SC 29202
Forms may be faxed to 803-734-3691
 Successful hunters must complete this form within 24 hours of taking an alligator, and submit the form to the address at left (or fax) within 5 days of harvest.

Public Alligator Harvest Form, 04-30-2015

Online Reporting

- Online reporting should be available on GoOutdoorsSC.com
- Log on to your DNR license profile to submit a harvest report online. *Online reporters do not need to submit a paper report.*



The screenshot displays the GoOutdoorsSC.com website interface. At the top left is the South Carolina Department of Natural Resources logo, followed by the text "GO OUTDOORS SOUTH CAROLINA". Below this is a navigation bar with four main categories: "Purchase Licenses, Permits, & Tags", "Vessel Registration", "SC Game Check", and "Shop / Donate". Each category has a corresponding image and a "Go To Site" button. Below the navigation bar is a horizontal menu with links: "Purchase Licenses / Permits", "Report Harvest", "Register & Renew Boats", "Create / Manage Your Account", and "Obtain a HIP Permit". The main content area is titled "License Activity Packages" and includes a sub-header "Annual License Packages". A toggle switch for "South Carolina Resident" is visible. Below the sub-header, four license packages are listed: "Ultimate Sportsman" (\$94.00), "Avid Angler" (\$49.00), "Turkey Hunter" (\$29.00), and "Waterfowl Hunter" (\$18.00). Each package includes a description and a "View Details" button.

GO OUTDOORS SOUTH CAROLINA

Purchase Licenses, Permits, & Tags
Go To Site

Vessel Registration
Go To Site

SC Game Check
Go To Site

Shop / Donate
Go To Site

Purchase Licenses / Permits | Report Harvest | Register & Renew Boats | Create / Manage Your Account | Obtain a HIP Permit

License Activity Packages

Packages ensure you have everything you need based on the fishing / hunting activity you would like to participate in.

★ South Carolina Resident

Annual License Packages

Package Name	Price	Description	Action
Ultimate Sportsman	\$94.00	Ultimate Sportsman's Package.	View Details
Avid Angler	\$49.00	If you fish in both fresh and saltwater this is package for you!	View Details
Turkey Hunter	\$29.00	If you are hunting turkey on private land, this is the package for you!	View Details
Waterfowl Hunter	\$18.00	If you are a private land waterfowl hunter, this is the package for you!	View Details

South Carolina Public Alligator Harvest Report

Report Deadline is November 1st. All Public Alligator Hunting Participants must complete and submit this form regardless of whether or not an alligator was taken. All applications must be postmarked by November 1st. Failure to submit report will make the hunter ineligible to apply for or participate in the following season's hunt.

NOTE: This form must be completed within 24 hours of harvesting an alligator and submitted to the address at the bottom of this form within 5 days. This form may be faxed to 803-734-3691



South Carolina Department of
Natural Resources

PO Box 167
Columbia, SC
29202

Phone: 803-734-3609

Fax: 803-734-3691

www.dnr.sc.gov

Print Form

Click to print this form

Submit by Email

Submit data via email

Permitted Hunter's Information:

First Name JOHN Last Name SMITH

Address 1234 MAIN STREET

City COLUMBIA State SC Zip 29202

Phone 803-555-6666 Email JOHN.SMITH@EMAIL.COM

Harvest Tag #: 10152 You MUST Provide Tag number whether or not an alligator was taken or whether or not you hunted.

Harvest Information:

☐ Did Not Hunt
(If checked, sign and return form)

☐ Hunted, Did Not Harvest an Alligator
(Do not check if you did not hunt)

Date of Harvest: Time: ☐ AM ☐ PM County of Harvest:

Exact Location of Harvest:

(Be as specific as possible. List location name, body of water, boat landing name, & GPS coordinates if available).

☐ Southern Coastal
Hunt ☐ Middle Coastal
Unit ☐ Midlands
☐ Pee Dee

Carcass Length (in Feet & Inches): Feet and Inches Weight (if Measured): Pounds

Do not list an estimated weight, only weights measured on scales

Sex (Check one): ☐ Male ☐ Female ☐ Unknown (Do not guess the sex of the animal, if unknown, check the unknown box. The sex of an alligator is determined by probing the vent with a finger for the presence or absence of a male sex organ.)

Total Meat Yield: Pounds ☐ Hide Sold ☐ Hide Kept ☐ Hide Discarded ☐ Hide Given Away

Method of Take: (If more than one device is used, list the device used to attach first line)

☐ Hook & Line ☐ Bow ☐ Crossbow ☐ Snare ☐ Harpoon ☐ Gig

☐ Other (describe):

of Hunting Trips: Count any part of a day hunted as a trip

Did you hire a guide ☐ Hired a guide
on any of your trips? ☐ Did not hire a guide

Date:

Permittee's Signature

I certify that the information provided is true and correct.

INSTRUCTIONS: All hunters (whether you hunted or not) are required to complete and submit this form by November 1 to:

SCDNR Alligator Project
PO Box 167
Columbia, SC 29202

Successful hunters must complete this form within 24 hours of taking an alligator, and submit the form to the address at left (or fax) within 5 days of harvest.

Forms may be faxed to 803-734-3691

Fill out top
portion and
remember
to include
tag #

South Carolina Public Alligator Harvest Report

Report Deadline is November 1st. All Public Alligator Hunting Participants must complete and submit this form regardless of whether or not an alligator was taken. All applications must be postmarked by November 1st. Failure to submit report will make the hunter ineligible to apply for or participate in the following season's hunt.

NOTE: This form must be completed within 24 hours of harvesting an alligator and submitted to the address at the bottom of this form within 5 days. This form may be faxed to 803-734-3691



South Carolina Department of
Natural Resources

PO Box 167
Columbia, SC
29202

Phone: 803-734-3609

Fax: 803-734-3691

www.dnr.sc.gov

Permitted Hunter's Information:

First Name JOHN Last Name SMITH

Address 1234 MAIN STREET

City COLUMBIA State SC Zip 29202

Phone 803-555-6666 Email JOHN.SMITH@EMAIL.COM

Print Form

Click to print this form

Submit by Email

Submit data via email

Harvest Tag #: 10152

You MUST Provide Tag number whether or not an alligator was taken or whether or not you hunted.

Harvest Information:

☐ Did Not Hunt

(If checked, please return form)

☒ Hunted, Did Not Harvest an Alligator

(Do not check if you did not hunt)

Date of Harvest:

Time:

☐ AM
☐ PM

County of Harvest:

Exact Location of Harvest:

(Be as specific as possible. List location name, body of water, boat landing name, & GPS coordinates if available).

Hunt Unit
☐ Southern Coastal
☐ Middle Coastal
☐ Midlands
☐ Pee Dee

Carcass Length (in Feet & Inches): Feet and Inches Weight (if Measured): Pounds

Do not list an estimated weight, only weights measured on scales

Sex (Check one): ☐ Male ☐ Female ☐ Unknown

(Do not guess the sex of the animal; if unknown, check the unknown box. The sex of an alligator is determined by probing the vent with a finger for the presence or absence of a male sex organ.)

Total Meat Yield: Pounds ☐ Hide Sold ☐ Hide Kept ☐ Hide Discarded ☐ Hide Given Away

Method of Take: (If more than one device is used, list the device used to attach first line)

☐ Hook & Line ☐ Bow ☐ Crossbow ☐ Snare ☐ Harpoon ☐ Gig

☐ Other (describe):

of Hunting Trips: Count any part of a day hunted as a trip

Did you hire a guide ☐ Hired a guide
on any of your trips? ☐ Did not hire a guide

Date:

Permittee's Signature

I certify that the information provided is true and correct.

INSTRUCTIONS: All hunters (whether you hunted or not) are required to complete and submit this form by November 1 to:

SCDNR Alligator Project
PO Box 167
Columbia, SC 29202

Successful hunters must complete this form within 24 hours of taking an alligator, and submit the form to the address at left (or fax) within 5 days of harvest.

Forms may be faxed to 803-734-3691

If you hunted but were not successful check this box

South Carolina Public Alligator Harvest Report

Report Deadline is November 1st. All Public Alligator Hunting Participants must complete and submit this form regardless of whether or not an alligator was taken. All applications must be postmarked by November 1st. Failure to submit report will make the hunter ineligible to apply for or participate in the following season's hunt.

NOTE: This form must be completed within 24 hours of harvesting an alligator and submitted to the address at the bottom of this form within 5 days. This form may be faxed to 803-734-3691



South Carolina Department of
Natural Resources

PO Box 167
Columbia, SC
29202

Phone: 803-734-3609

Fax: 803-734-3691

www.dnr.sc.gov

Permitted Hunter's Information:

First Name JOHN Last Name SMITH

Address 1234 MAIN STREET

City COLUMBIA State SC Zip 29202

Phone 803-555-6666 Email JOHN.SMITH@EMAIL.COM

Print Form

Click to print this form

Submit by Email

Submit data via email

Harvest Tag #:

10152

You MUST Provide Tag number whether or not an alligator was taken or whether or not you hunted.

Harvest Information:

☒ Did Not Hunt

(If checked, sign and return form)

☐ Hunted, Did Not Harvest an Alligator

(Do not check if you did not hunt)

Date of Harvest:

Time:

☐ AM
☐ PM

County of Harvest:

Exact Location of Harvest:

(Be as specific as possible. List location name, body of water, boat landing name, & GPS coordinates if available).

Hunt Unit
☐ Southern Coastal
☐ Middle Coastal
☐ Midlands
☐ Pee Dee

Carcass Length (in Feet & Inches): Feet and Inches Weight (if Measured): Pounds

Do not list an estimated weight, only weights measured on scales

Sex (Check one): ☐ Male ☐ Female ☐ Unknown

(Do not guess the sex of the animal; if unknown, check the unknown box. The sex of an alligator is determined by probing the vent with a finger for the presence or absence of a male sex organ.)

Total Meat Yield: Pounds ☐ Hide Sold ☐ Hide Kept ☐ Hide Discarded ☐ Hide Given Away

Method of Take: (If more than one device is used, list the device used to attach first line)

☐ Hook & Line ☐ Bow ☐ Crossbow ☐ Snare ☐ Harpoon ☐ Gig

☐ Other (describe):

of Hunting Trips: Count any part of a day hunted as a trip

Did you hire a guide ☐ Hired a guide
on any of your trips? ☐ Did not hire a guide

Date:

Permittee's Signature

I certify that the information provided is true and correct.

INSTRUCTIONS: All hunters (whether you hunted or not) are required to complete and submit this form by November 1 to:

SCDNR Alligator Project
PO Box 167
Columbia, SC 29202

Successful hunters must complete this form within 24 hours of taking an alligator, and submit the form to the address at left (or fax) within 5 days of harvest.

Forms may be faxed to 803-734-3691


If you did
not hunt
check here

Fill out harvest
info and be as
specific as you
can about the
location where
alligator was
taken →

South Carolina Public Alligator Harvest Report

Report Deadline is November 1st. All Public Alligator Hunting Participants must complete and submit this form regardless of whether or not an alligator was taken. All applications must be postmarked by November 1st. Failure to submit report will make the hunter ineligible to apply for or participate in the following season's hunt.

NOTE: This form must be completed within 24 hours of harvesting an alligator and submitted to the address at the bottom of this form within 5 days. This form may be faxed to 803-734-3691


**South Carolina Department of
Natural Resources**
**PO Box 167
Columbia, SC
29202**
Phone: 803-734-3609
Fax: 803-734-3691
www.dnr.sc.gov
[Print Form](#)
[Click to print this form](#)
[Submit by Email](#)
Submit data via email

Permitted Hunter's Information:

First Name JOHN Last Name SMITH
Address 1234 MAIN STREET
City COLUMBIA State SC Zip 29202
Phone 803-555-6666 Email JOHN.SMITH@EMAIL.COM
Harvest Tag #: 10152

You MUST Provide Tag number whether or not an alligator was taken or whether or not you hunted.

Harvest Information: ☐ Did Not Hunt (If checked, sign and return form) ☐ Hunted, Did Not Harvest an Alligator (Do not check if you did not hunt)

Date of Harvest: Sep 17, 2023 Time: 11:30 ☐ AM ☒ PM County of Harvest: Calhoun

Exact Location of Harvest:
(Be as specific as possible. List location name, body of water, boat landing name, & GPS coordinates if available). Lake Marion at the south side of the RR trestle at Lone Star

Hunt ☐ Southern Coastal ☐ Middle Coastal ☒ Midlands ☐ Pee Dee

Carcass Length (in Feet & Inches): 10 Feet and 6 Inches Weight (if Measured): 255 Pounds
Do not list an estimated weight, only weights measured on scales

Sex (Check one): ☒ Male ☐ Female ☐ Unknown Do not guess the sex of the animal; if unknown, check the unknown box. The sex of an alligator is determined by probing the vent with a finger for the presence or absence of a male sex organ.

Total Meat Yield: 80 Pounds ☐ Hide Sold ☒ Hide Kept ☐ Hide Discarded ☐ Hide Given Away

Method of Take: (If more than one device is used, list the device used to attach first line)
☐ Hook & Line ☐ Bow ☐ Crossbow ☐ Snare ☐ Harpoon ☐ Gig
☐ Other (describe): _____

of Hunting Trips: _____ Count any part of a day hunted as a trip Did you hire a guide ☐ Hired a guide
on any of your trips? ☐ Did not hire a guide

Date: _____

Permittee's Signature
I certify that the information provided is true and correct.

INSTRUCTIONS: All hunters (whether you hunted or not) are required to complete and submit this form by November 1 to:

**SCDNR Alligator Project
PO Box 167
Columbia, SC 29202**

Successful hunters must complete this form within 24 hours of taking an alligator, and submit the form to the address at left (or fax) within 5 days of harvest.

Forms may be faxed to 803-734-3691

Public Alligator Harvest Form 001014 08/08/13

Sex can be determined by probing the vent for the presence of absence of male genitalia.

If unsure, select "unknown"

For method of
take, list the
first method
used to get
control of the
alligator →

South Carolina Public Alligator Harvest Report

Report Deadline is November 1st. All Public Alligator Hunting Participants must complete and submit this form regardless of whether or not an alligator was taken. All applications must be postmarked by November 1st. Failure to submit report will make the hunter ineligible to apply for or participate in the following season's hunt.

NOTE: This form must be completed within 24 hours of harvesting an alligator and submitted to the address at the bottom of this form within 5 days. This form may be faxed to 803-734-3691



South Carolina Department of
Natural Resources

PO Box 167
Columbia, SC
29202

Phone: 803-734-3609

Fax: 803-734-3691

www.dnr.sc.gov

Print Form

Click to print this form

Submit by Email

Submit data via email

Permitted Hunter's Information:

First Name JOHN Last Name SMITH

Address 1234 MAIN STREET

City COLUMBIA State SC Zip 29202

Phone 803-555-6666 Email JOHN.SMITH@EMAIL.COM

Harvest Tag #: 10152

You MUST Provide Tag number whether or not an alligator was taken or whether or not you hunted.

Harvest Information:

☐ Did Not Hunt

(If checked, sign and return form)

☐ Hunted, Did Not Harvest an Alligator

(Do not check if you did not hunt)

Date of Harvest: Sep 17, 2023 Time: 11:30 ☐ AM ☒ PM County of Harvest: Calhoun

Exact Location of Harvest:

(Be as specific as possible. List location name, body of water, boat landing name, & GPS coordinates if available).

Lake Marion at the south side of the RR trestle at Lone Star

Hunt

Unit

☐ Southern Coastal

☐ Middle Coastal

☒ Midlands

☐ Pee Dee

Carcass Length (in Feet & Inches): 10 Feet and 6 Inches Weight (if Measured): 255 Pounds

Do not list an estimated weight, only weights measured on scales

Sex (Check one): ☒ Male ☐ Female ☐ Unknown

(Do not guess the sex of the animal; if unknown, check the unknown box. The sex of an alligator is determined by probing the vent with a finger for the presence or absence of a male sex organ.)

Total Meat Yield: 80 Pounds ☐ Hide Sold ☒ Hide Kept ☐ Hide Discarded ☐ Hide Given Away

Method of Take: (If more than one device is used, list the device used to attach first line)

☒ Hook & Line ☐ Bow ☐ Crossbow ☐ Snare ☐ Harpoon ☐ Gig

☐ Other (describe):

of Hunting Trips: 5 Count any part of a day hunted as a trip

Did you hire a guide ☐ Hired a guide

on any of your trips? ☒ Did not hire a guide

Date:

Permittee's Signature

I certify that the information provided is true and correct.

INSTRUCTIONS: All hunters (whether you hunted or not) are required to complete and submit this form by November 1 to:

SCDNR Alligator Project
PO Box 167
Columbia, SC 29202

Successful hunters must complete this form within 24 hours of taking an alligator, and submit the form to the address at left (or fax) within 5 days of harvest.

Forms may be faxed to 803-734-3691

Number of hunting trips. Just list the number of times you went hunting regardless if it was a full day or ran over to the next morning

South Carolina Public Alligator Harvest Report

Report Deadline is November 1st. All Public Alligator Hunting Participants must complete and submit this form regardless of whether or not an alligator was taken. All applications must be postmarked by November 1st. Failure to submit report will make the hunter ineligible to apply for or participate in the following season's hunt.

NOTE: This form must be completed within 24 hours of harvesting an alligator and submitted to the address at the bottom of this form within 5 days. This form may be faxed to 803-734-3691



South Carolina Department of
Natural Resources

PO Box 167
Columbia, SC
29202

Phone: 803-734-3609

Fax: 803-734-3691

www.dnr.sc.gov

Print Form

Click to print this form

Submit by Email

Submit data via email

Permitted Hunter's Information:

First Name JOHN Last Name SMITH

Address 1234 MAIN STREET

City COLUMBIA State SC Zip 29202

Phone 803-555-6666 Email JOHN.SMITH@EMAIL.COM

Harvest Tag #: 10152

You MUST Provide Tag number whether or not an alligator was taken or whether or not you hunted.

Harvest Information:

☐ Did Not Hunt

(If checked, sign and return form)

☐ Hunted, Did Not Harvest an Alligator

(Do not check if you did not hunt)

Date of Harvest: Sep 17, 2023 Time: 11:30 ☐ AM ☒ PM County of Harvest: Calhoun

Exact Location of Harvest:

(Be as specific as possible. List location name, body of water, boat landing name, & GPS coordinates if available).

Lake Marion at the south side of the RR trestle at Lone Star

☐ Southern Coastal

Hunt ☐ Middle Coastal

Unit ☒ Midlands

☐ Pee Dee

Carcass Length (in Feet & Inches): 10 Feet and 6 Inches Weight (if Measured): 255 Pounds

Do not list an estimated weight, only weights measured on scales

Sex (Check one): ☒ Male ☐ Female ☐ Unknown

(Do not guess the sex of the animal; if unknown, check the unknown box. The sex of an alligator is determined by probing the vent with a finger for the presence or absence of a male sex organ.)

Total Meat Yield: 80 Pounds ☐ Hide Sold ☒ Hide Kept ☐ Hide Discarded ☐ Hide Given Away

Method of Take: (If more than one device is used, list the device used to attach first line)

☒ Hook & Line ☐ Bow ☐ Crossbow ☐ Snare ☐ Harpoon ☐ Gig

☐ Other (describe):

of Hunting Trips: 5 Count any part of a day hunted as a trip

Did you hire a guide ☐ Hired a guide
on any of your trips? ☒ Did not hire a guide

Date:

Permittee's Signature

I certify that the information provided is true and correct.

INSTRUCTIONS: All hunters (whether you hunted or not) are required to complete and submit this form by November 1 to:

SCDNR Alligator Project
PO Box 167
Columbia, SC 29202

Successful hunters must complete this form within 24 hours of taking an alligator, and submit the form to the address at left (or fax) within 5 days of harvest.

Forms may be faxed to 803-734-3691

Check whether you hired a guide

South Carolina Public Alligator Harvest Report

Report Deadline is November 1st. All Public Alligator Hunting Participants must complete and submit this form regardless of whether or not an alligator was taken. All applications must be postmarked by November 1st. Failure to submit report will make the hunter ineligible to apply for or participate in the following season's hunt.

NOTE: This form must be completed within 24 hours of harvesting an alligator and submitted to the address at the bottom of this form within 5 days. This form may be faxed to 803-734-3691



South Carolina Department of
Natural Resources

PO Box 167
Columbia, SC
29202

Phone: 803-734-3609

Fax: 803-734-3691

www.dnr.sc.gov

Print Form

Click to print this form

Submit by Email

Submit data via email

Permitted Hunter's Information:

First Name JOHN Last Name SMITH

Address 1234 MAIN STREET

City COLUMBIA State SC Zip 29202

Phone 803-555-6666 Email JOHN.SMITH@EMAIL.COM

Harvest Tag #: 10152 You MUST Provide Tag number whether or not an alligator was taken or whether or not you hunted.

Harvest Information:

☐ Did Not Hunt

(If checked, sign and return form)

☐ Hunted, Did Not Harvest an Alligator

(Do not check if you did not hunt)

Date of Harvest: Sep 17, 2023 Time: 11:30 AM PM County of Harvest: Calhoun

Exact Location of Harvest:

(Be as specific as possible. List location name, body of water, boat landing name, & GPS coordinates if available).

Lake Marion at the south side of the RR trestle at Lone Star

Hunt

Unit

☐ Southern Coastal

☐ Middle Coastal

☒ Midlands

☐ Pee Dee

Carcass Length (in Feet & Inches): 10 Feet and 6 Inches Weight (if Measured): 255 Pounds

Do not list an estimated weight, only weights measured on scales

Sex (Check one): ☒ Male ☐ Female ☐ Unknown

(Do not guess the sex of the animal, if unknown, check the unknown box. The sex of an alligator is determined by probing the vent with a finger for the presence or absence of a male sex organ.)

Total Meat Yield: 80 Pounds ☐ Hide Sold ☒ Hide Kept ☐ Hide Discarded ☐ Hide Given Away

Method of Take: (If more than one device is used, list the device used to attach first line)

☒ Hook & Line ☐ Bow ☐ Crossbow ☐ Snare ☐ Harpoon ☐ Gig

☐ Other (describe):

of Hunting Trips: 5 Count any part of a day hunted as a trip

Did you hire a guide ☐ Hired a guide

on any of your trips? ☒ Did not hire a guide

Sign and
date

John Smith

Date: Sep 18, 2023

Permitted Hunter's Signature
I certify that the information provided is true and correct.

INSTRUCTIONS: All hunters (whether you hunted or not) are required to complete and submit this form by November 1 to:

SCDNR Alligator Project
PO Box 167
Columbia, SC 29202

Successful hunters must complete this form within 24 hours of taking an alligator, and submit the form to the address at left (or fax) within 5 days of harvest.

Forms may be faxed to 803-734-3691


Successful
hunters must
submit form
within 5 days
of harvest.

Unsuccessful
hunter must
send form
postmarked by
November 1st

South Carolina Public Alligator Harvest Report

Report Deadline is November 1st. All Public Alligator Hunting Participants must complete and submit this form regardless of whether or not an alligator was taken. All applications must be postmarked by November 1st. Failure to submit report will make the hunter ineligible to apply for or participate in the following season's hunt.

NOTE: This form must be completed within 24 hours of harvesting an alligator and submitted to the address at the bottom of this form within 5 days. This form may be faxed to 803-734-3691


**South Carolina Department of
Natural Resources**
**PO Box 167
Columbia, SC
29202**
Phone: 803-734-3609
Fax: 803-734-3691
www.dnr.sc.gov

Permitted Hunter's Information:

First Name JOHN Last Name SMITH

Address 1234 MAIN STREET

City COLUMBIA State SC Zip 29202

Phone 803-555-6666 Email JOHN.SMITH@EMAIL.COM

Harvest Tag #: 10152 **You MUST Provide Tag number whether or not an alligator was taken or whether or not you hunted.**

Harvest Information: ☐ Did Not Hunt (If checked, sign and return form) ☐ Hunted, Did Not Harvest an Alligator (Do not check if you did not hunt)

Date of Harvest: Sep 17, 2023 Time: 11:30 ☐ AM ☒ PM County of Harvest: Calhoun

Exact Location of Harvest: (Be as specific as possible. List location name, body of water, boat landing name, & GPS coordinates if available). Lake Marion at the south side of the RR trestle at Lone Star

Hunt Unit ☐ Southern Coastal ☐ Middle Coastal ☒ Midlands ☐ Pee Dee

Carcass Length (in Feet & Inches): 10 Feet and 6 Inches Weight (if Measured): 255 Pounds
Do not list an estimated weight, only weights measured on scales

Sex (Check one): ☒ Male ☐ Female ☐ Unknown (Do not guess the sex of the animal. If unknown, check the unknown box. The sex of an alligator is determined by probing the vent with a finger for the presence or absence of a male sex organ.)

Total Meat Yield: 80 Pounds ☐ Hide Sold ☒ Hide Kept ☐ Hide Discarded ☐ Hide Given Away

Method of Take: (If more than one device is used, list the device used to attach first line)
☒ Hook & Line ☐ Bow ☐ Crossbow ☐ Snare ☐ Harpoon ☐ Gig
☐ Other (describe): _____

of Hunting Trips: 5 Count any part of a day hunted as a trip Did you hire a guide ☐ Hired a guide on any of your trips? ☒ Did not hire a guide

John Smith Date: Sep 18, 2023
Permittee's Signature
I certify that the information provided is true and correct.

INSTRUCTIONS: All hunters (whether you hunted or not) are required to complete and submit this form by November 1st to: **SCDNR Alligator Project
PO Box 167
Columbia, SC 29202**

Successful hunters must complete this form within 24 hours of taking an alligator, and submit the form to the address at left (or fax) within 5 days of harvest.

Forms may be faxed to 803-734-3691

South Carolina Alligator Harvest Report 001000174 08/2014

Harvest
form may
be faxed
instead of
mailed

Sales or Transfer of Alligator Products

- Alligator meat from animals taken during the Public Alligator Hunt may not be sold.
- Alligator meat may be given to others provided labeling provisions are met.
- Alligator hides or parts may be sold
- Keep personal records to whom parts were sold, bartered or transferred.

Labeling & Identification



- Parts other than hides, which require a physical tag, must also be clearly labeled “SC Alligator” along with year and harvest tag number.
- All packages of alligator meat must be clearly labeled “SC Alligator” “not for sale” along with the year and harvest tag number, harvester’s name and pounds of meat contained in the package.
- In some cases, a CITES tag will be attached to the hide instead of a harvest tag (when required for processing or sale).

Handmade label

CITES Tagging

- CITES – The Convention on International Trade in Endangered Species tags are used to ensure legally taken American alligator hides will not be confused with endangered Crocodillian species when entered into international trade (alligators are simply a “look-alike” species whose hide could be confused with other similar species such as the endangered American Crocodile)
- CITES tags are issued by the US Fish and Wildlife Service to the states to distribute to demonstrate legal acquisition of a CITES listed species.

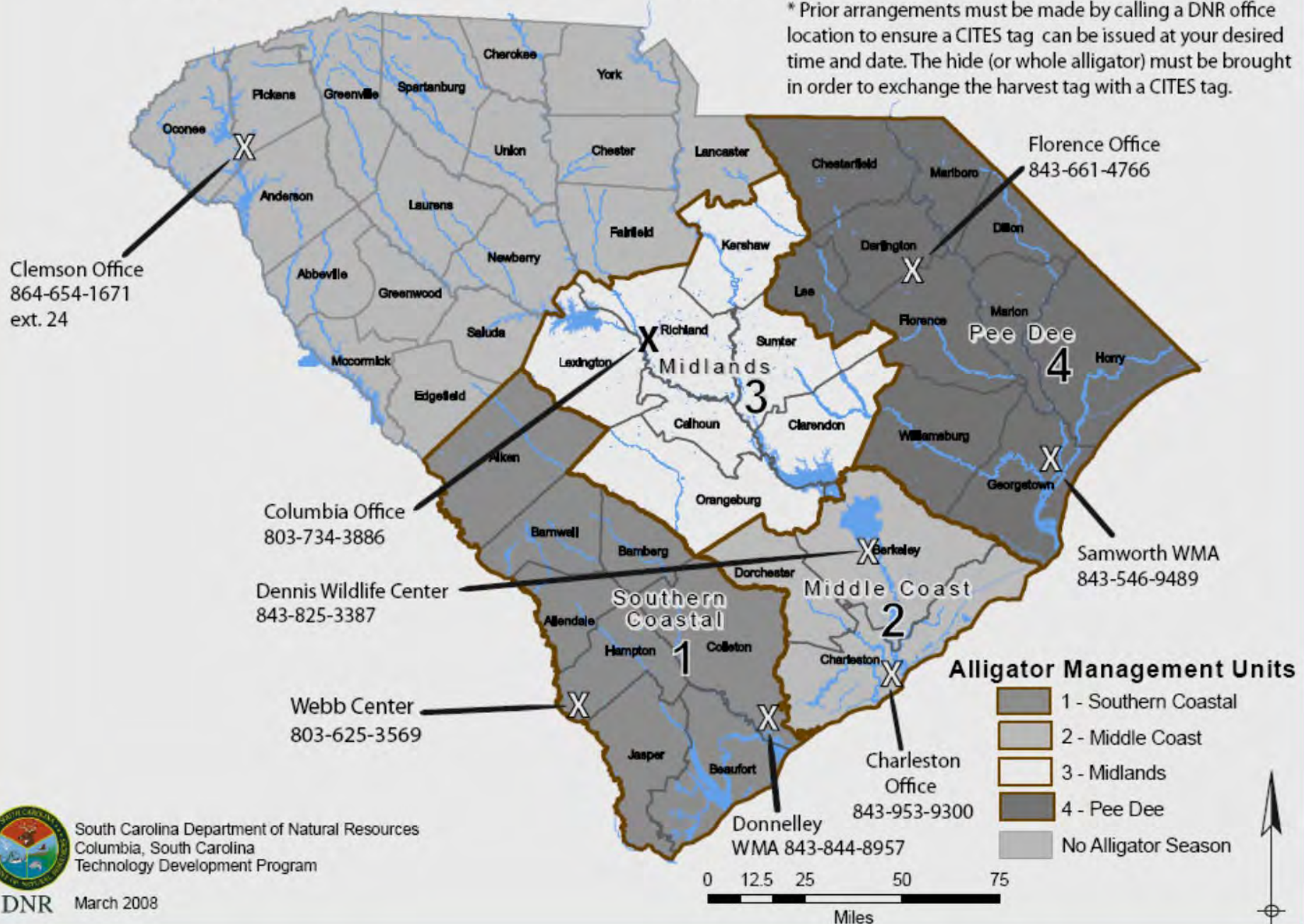
CITES Tagging

- CITES tags will only be issued when requested for those alligators destined for sale, export, or if needed for hide processing*.
- The CITES tag will replace the SC harvest tag
 - Must make prior arrangements at designated DNR offices

*Amtan in Griffin, GA requires a CITES tag to contract tan an alligator hide

Alligator Season CITES Tag Locations*

* Prior arrangements must be made by calling a DNR office location to ensure a CITES tag can be issued at your desired time and date. The hide (or whole alligator) must be brought in order to exchange the harvest tag with a CITES tag.



Questions?

SCDNR

Alligator Project

PO Box 167

Columbia, SC 29202

803-734-3609



Jay Butfiloski
Furbearer & Alligator
Program Coordinator
butfiloskij@dnr.sc.gov

Morgan Hart
Alligator Project Leader
hartm@dnr.sc.gov